

NUMBER:	UG13008
CATEGORY:	User Guide
DATE:	29/07/2016
VERSION:	1.4

System Speed Dials

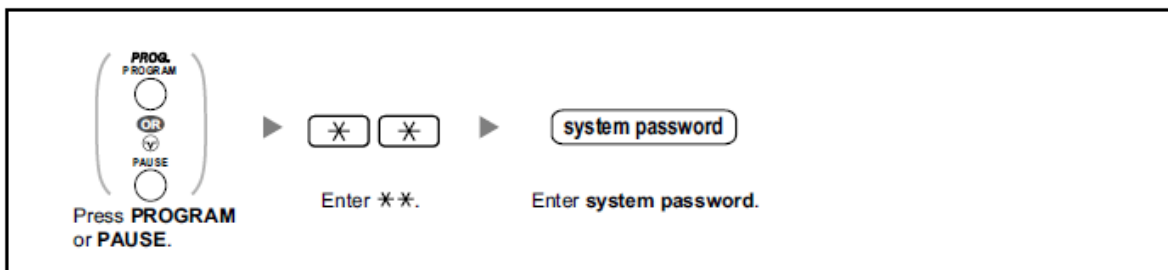
Introduction:

Panasonic PABX systems can store up to 1000 speed dial numbers that can be accessed by any handset. When a number is programmed in the system speed dial and calls into the telephone system, the display name will show in the caller ID. Programming the system speed dials uses two separate feature codes, one to save the telephone number and one to add a display name.

***Note: PT programming is not available on the KX-NS1000.**

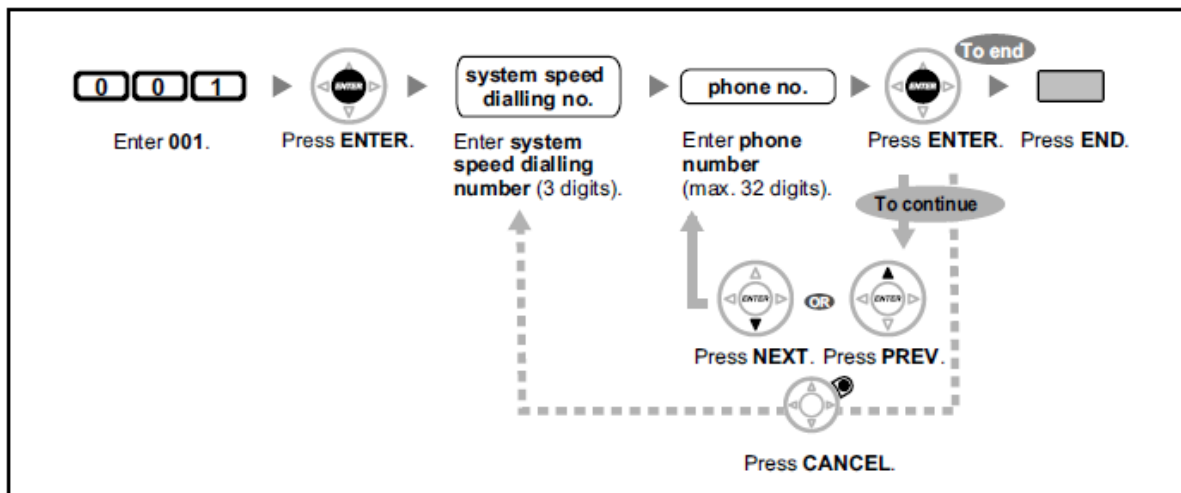
Programming Procedure:

Step 1: Enter System Programming



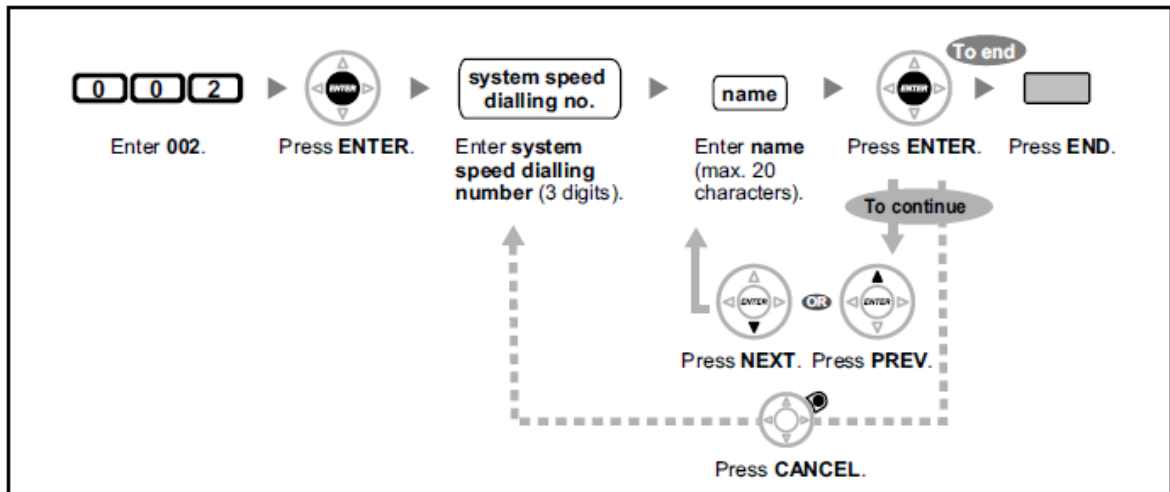
Note: The default *system password* is **1234**.

Step 2: Speed Dial Number



Note: You need to put 0 in front of the phone number in order to get a line out. Note the *system speed dialing no.* as this is what links the name to the number.

Step 3: Speed Dial Name



Step 4: Exit system Programming

